

Uncalibrated Photometric Stereo Meets Depth Super-Resolution

S. Peng, B. Häfner, Y. Queau, D. Cremers

ICCV Workshop Submission

July 18, 2017



Outline

- 1 Introduction
- 2 Background
- 3 Methodolgy
- 4 Evaluation



Outline

- 1 Introduction
- 2 Background
- 3 Methodolgy
- 4 Evaluation

Problem Statement

Example: RGB-D data from Kinect



Input RGB image



Depth image



3D shape

- Missing areas
- Noisy and quantization effect
- No fine details
- Lower resolution as RGB image

Goal: Improve depth + increase resolution to RGB image



Input RGB image



Input depth



Refined depth

Goal: Improve depth + increase resolution to RGB image



Input RGB image



Input depth



Refined depth

- Filled missing areas
- Removed noisy and quantization effects
- Recovered fine details
- Same resolution as RGB image



Outline

1 Introduction

2 Background

3 Methodolgy

4 Evaluation

Lambert's Law



Intensity I

=



Albedo ρ

×



Shading S

Lambert's Law

Intensity I

=

Albedo ρ

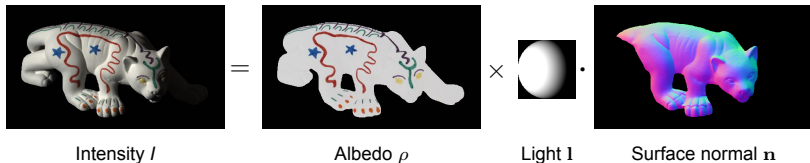
×

Light L

·

Surface normal n

Lambert's Law



$$I = \rho l^T n$$

$$I = \rho (l^T n + \varphi) = \rho \tilde{n} s$$

$$l = \begin{pmatrix} l^x \\ l^y \\ l^z \end{pmatrix}$$

$$n = \frac{1}{\sqrt{|\nabla z|^2 + 1}} \begin{pmatrix} \nabla z \\ -1 \end{pmatrix}$$

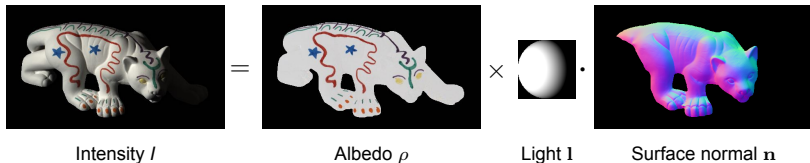
n is **nonlinear** w.r.t. z

φ : ambient light parameter

$$s = \begin{pmatrix} 1 \\ \varphi \end{pmatrix} \quad \tilde{n} = \begin{pmatrix} n \\ 1 \end{pmatrix}^T$$

Spherical Harmonics (SH) model
 accounts for **87.5%** real-world
 lights

Lambert's Law



$$I = \rho \mathbf{l}^T \mathbf{n}$$

$$I = \rho (\mathbf{l}^T \mathbf{n} + \varphi) = \rho \tilde{\mathbf{n}} \mathbf{s}$$

$$\mathbf{l} = \begin{pmatrix} l^x \\ l^y \\ l^z \end{pmatrix}$$

$$\mathbf{n} = \frac{1}{\sqrt{|\nabla \mathbf{z}|^2 + 1}} \begin{pmatrix} \nabla \mathbf{z} \\ -1 \end{pmatrix}$$

\mathbf{n} is **nonlinear** w.r.t. z

φ : ambient light parameter

$$\mathbf{s} = \begin{pmatrix} \mathbf{l} \\ \varphi \end{pmatrix} \quad \tilde{\mathbf{n}} = \begin{pmatrix} \mathbf{n} \\ 1 \end{pmatrix}^T$$

Spherical Harmonics (SH) model
 accounts for **87.5%** real-world
 lights

Super-Resolution Model

ASUS Xtion Pro Live (same as Kinect v1) provides resolution:

- 1280×960 RGB image
- 640×480 depth image z_0

\implies Scale factor $\xi = 2$

$$z_0 = Kz$$

$K \in \mathbb{R}^{m \times \xi^2 m}$ is a linear operator downsampling z to the same size of z_0 .
 m number of pixels; in our case $m = 640 \cdot 480$

Ugly world

Above setups are true in a perfect world scenario. Real-world data introduces noise, i.e. add noise to

lambert's model:

$$I^i = \rho \mathbf{s}^i \tilde{\mathbf{n}} + \varepsilon_I^i, \quad \forall i \in \{1, \dots, n\},$$

and super-resolution model:

$$\mathbf{z}_0^i = \mathbf{Kz} + \varepsilon_Z^i, \quad \forall i \in \{1, \dots, n\},$$

where $\varepsilon_I^i \sim \mathcal{N}(0, \sigma_I^2)$ and $\varepsilon_Z^i \sim \mathcal{N}(0, \sigma_Z^2)$

Outline

1 Introduction

2 Background

3 Methodolgy


4 Evaluation

Setup

- Position an RGB-D device, e.g Kinect or ASUS Xtion Pro Live in front of object
- From same viewpoint capture n RGB-D images under different lighting conditions
- Depth images z_0^i must be registered with RGB images I^i ; same viewpoint condition.
- Provide intrinsic parameters



n SR RGBs w/ different lighting



n LR depth maps of depth sensor

Variational framework

Use Lambert's law and normal representation to arrive at a non-linear PDE in \mathbf{z} , ρ , $\{s^i\}_{i \in \{1, \dots, n\}}$, i.e. plug

$$\mathbf{n}(\mathbf{p}) = \frac{1}{d(\mathbf{z})(\mathbf{p})} \begin{pmatrix} f \nabla \mathbf{z}(\mathbf{p}) \\ -\mathbf{z}(\mathbf{p}) - \nabla \mathbf{z}(\mathbf{p}) \cdot (\mathbf{p} - \mathbf{p}^0) \end{pmatrix}$$

in

$$I^i(\mathbf{p}) = \rho(\mathbf{p}) s^i \cdot \begin{pmatrix} \mathbf{n}(\mathbf{p}) \\ 1 \end{pmatrix} + \varepsilon_i^i, \quad \forall i \in \{1, \dots, n\}$$

to get

$$A^i(\mathbf{z}, \rho, s^i) \begin{pmatrix} \nabla \mathbf{z} \\ \mathbf{z} \end{pmatrix} = \mathbf{b}^i(\rho, s^i) + \varepsilon_i^i, \quad \forall i \in \{1, \dots, n\}.$$

$d(\mathbf{z})(\mathbf{p})$ is normalizing constant at pixel \mathbf{p} ; f is focal length; \mathbf{p}^0 is principal point; $A^i(\mathbf{z}, \rho, s^i) : \Omega_{HR} \mapsto \mathbb{R}^{1 \times 3}$; $\mathbf{b}^i(\rho, s^i) : \Omega_{HR} \mapsto \mathbb{R}$, with Ω_{HR} being the high resolution image domain.

Variational framework

Plugging this together with the standard super-resolution minimization approach we end up minimizing

$$\min_{\substack{\mathbf{z}: \Omega_{HR} \rightarrow \mathbb{R} \\ \rho: \Omega_{HR} \rightarrow \mathbb{R} \\ \{\mathbf{s}^j \in \mathbb{R}^4\}_i}} \sum_{i=1}^n \left\{ \lambda \left\| \mathbf{A}^i(\mathbf{z}, \rho, \mathbf{s}^i) \begin{bmatrix} \nabla \mathbf{z} \\ \mathbf{z} \end{bmatrix} - \mathbf{b}^i(\rho, \mathbf{s}^i) \right\|_{\mathcal{L}^2(\Omega_{HR})}^2 + \left\| \mathbf{Kz} - \mathbf{z}_0 \right\|_{\mathcal{L}^2(\Omega_{LR})}^2 \right\},$$

where λ is a trade-off parameter and $\|\cdot\|_{\mathcal{L}^2(\Omega)}$ is the \mathcal{L}^2 -norm over the image domain Ω .

Minimization is done in an alternating scheme.

Workflow

Input



⋮




⋮

Optimization



⋮



Output






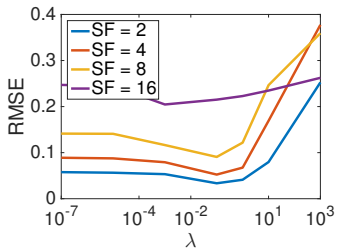
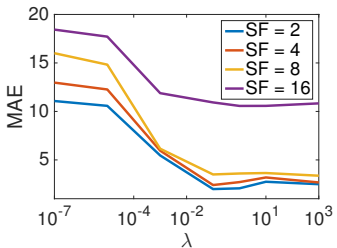
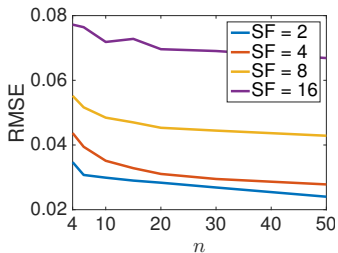
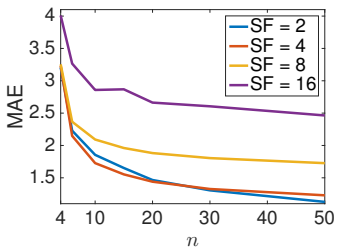
Outline

- 1 Introduction
- 2 Background
- 3 Methodolgy
- 4 Evaluation**

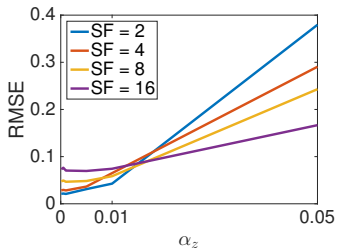
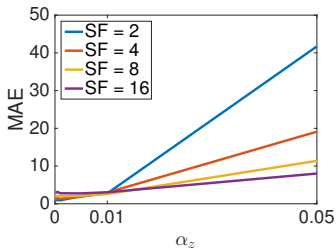
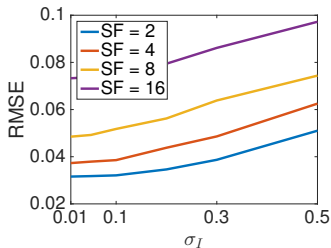
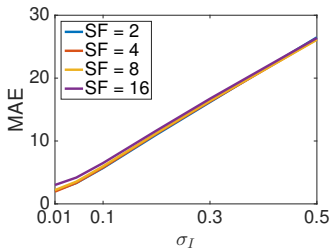
Synthetic Evaluation



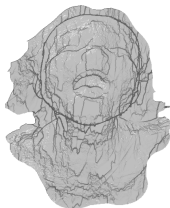
error vs. n & error vs. λ



Error vs. noise



Comparison with other methods




RMSE = 0.1237
MAE = 38.9402

(a) ID-SR



RMSE = 0.9199
MAE = 41.8041

(b) Papadhimitri
& Favaro [22]



RMSE = 0.1655
MAE = 38.9316

(c) Or-El et al [21]




RMSE = **0.03139**
MAE = **1.4528**

(d) ours

Real-world data

Upscaling by factor of $\xi = 2$ using $n = 20$



(a) RGB input

(b) depth input

(c) ID-SR

(d) [22]

(e) [21]

(f) ours

Real-world data

Upscaling by factor of $\xi = 4$ using $n = 20$



(a)RGB input

(b)depth input

(c) z

(d) ρ

(e)new pose